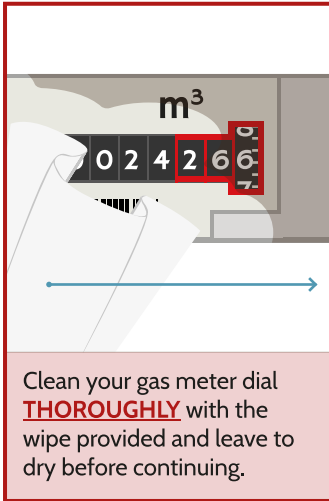
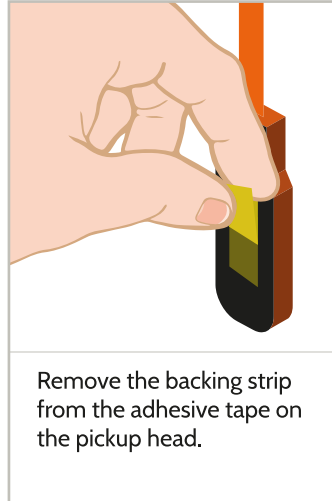




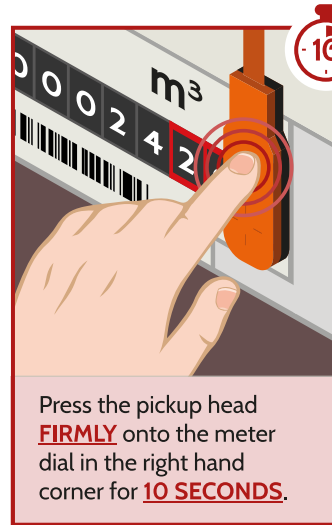
# Fitting instructions for: Itron, Actaris, Schlumberger Metric Meter (L Shaped Recess)



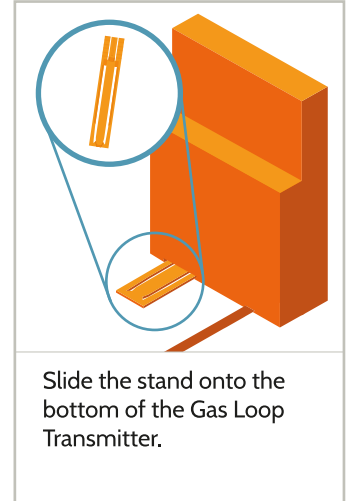
Clean your gas meter dial **THOROUGHLY** with the wipe provided and leave to dry before continuing.



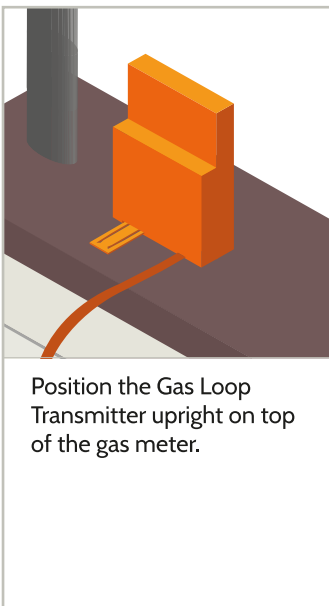
Remove the backing strip from the adhesive tape on the pickup head.



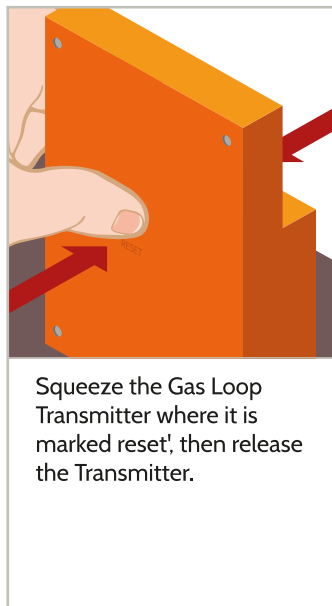
Press the pickup head **FIRMLY** onto the meter dial in the right hand corner for **10 SECONDS**.



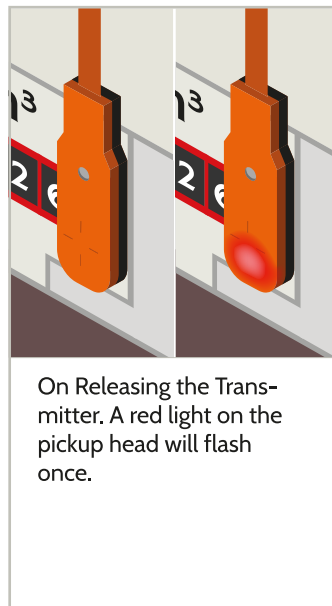
Slide the stand onto the bottom of the Gas Loop Transmitter.



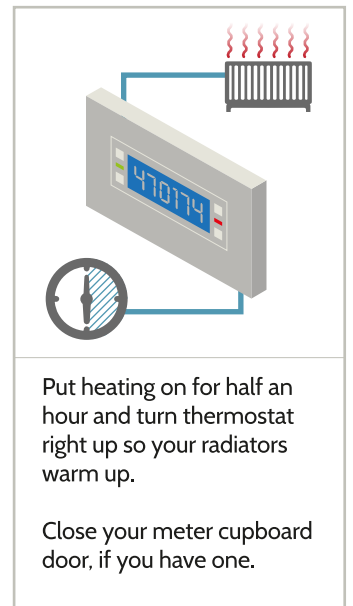
Position the Gas Loop Transmitter upright on top of the gas meter.



Squeeze the Gas Loop Transmitter where it is marked 'reset', then release the Transmitter.



On Releasing the Transmitter. A red light on the pickup head will flash once.



Put heating on for half an hour and turn thermostat right up so your radiators warm up.

Close your meter cupboard door, if you have one.